

XP type

Features and Strengths

Excellent in handling very thin and flexible plastic bags
Various stopper & lip material options to cover a wide range of vacuum application



Examples of use

Very thin plastic bags, Pouch bags

Recommended Lifting Force (Max.)

Model	Volume (cm ³)	Lifting Force (Kg) – Perpendicular		
		- 20 kPa	- 60 kPa	- 90 kPa
B1.5/20-XPB15	2.5	0.20	0.37	0.43
B1.5/20-XPB17	2.6	0.26	0.47	0.57
B1.5/20-XPB20	3.2	0.31	0.54	0.74
B1.5/20-XP25	3.9	0.53	1.23	1.15
B1.5/20-XP35	6.2	1.11	2.14	2.43
B1.5/40-XP40	19.5	1.45	2.5	4.52
B1.5/40-XP45	18.0	1.40	2.80	4.30
B1.5/40-XP50	23.5	2.97	3.81	5.42
B1.5/40-XP55	26.3	3.3	4.3	5.8
B1.5/40-XP60	30.3	3.54	5.83	6.73
B1.5/40-XP65	35.9	3.8	6.1	7.9
B1.5/40-XP70	41.6	4.1	7.3	9.8
B2.5/20-XPB15	4.2	0.20	0.37	0.43
B2.5/20-XPB17	4.4	0.26	0.47	0.57
B2.5/20-XPB20	4.9	0.31	0.54	0.74
B2.5/20-XP25	5.6	0.53	1.23	1.15
B2.5/20-XP35	8.0	1.11	2.14	2.43
B2.5/40-XP40	24.0	1.45	2.5	4.52
B2.5/40-XP45	22.4	1.40	2.80	4.30
B2.5/40-XP50	28.0	2.97	3.81	5.42
B2.5/40-XP55	30.8	3.3	4.3	5.8
B2.5/40-XP60	34.7	3.54	5.83	6.73
B2.5/40-XP65	40.4	3.8	6.1	7.9
B2.5/40-XP70	46.0	4.1	7.3	9.8
B4.0/20-XPB15	4.3	0.20	0.37	0.43
B4.0/20-XPB17	4.4	0.26	0.47	0.57
B4.0/20-XPB20	5.0	0.31	0.54	0.74
B4.0/20-XP25	5.6	0.53	1.23	1.15
B4.0/20-XP35	8.0	1.11	2.14	2.43
B4.0/40-XP40	32.3	1.45	2.5	4.52
B4.0/40-XP45	30.8	1.40	2.80	4.30
B4.0/40-XP50	36.3	2.97	3.81	5.42



Recommended Lifting Force (Max.)

Model	Volume (cm ³)	Lifting Force (Kg) – Perpendicular		
		- 20 kPa	- 60 kPa	- 90 kPa
B4.0/40-XP55	39.1	3.3	4.3	5.8
B4.0/40-XP60	43.1	3.54	5.83	6.73
B4.0/40-XP65	48.7	3.8	6.1	7.9
B4.0/40-XP70	54.4	4.1	7.3	9.8
B5.0/20-XPB15	5.4	0.20	0.37	0.43
B5.0/20-XPB17	5.6	0.26	0.47	0.57
B5.0/20-XPB20	6.1	0.31	0.54	0.74
B5.0/20-XP25	6.8	0.53	1.23	1.15
B5.0/20-XP35	9.2	1.11	2.14	2.43
B5.0/40-XP40	39.1	1.45	2.5	4.52
B5.0/40-XP45	37.5	1.40	2.80	4.30
B5.0/40-XP50	43.1	2.97	3.81	5.42
B5.0/40-XP55	45.9	3.3	4.3	5.8
B5.0/40-XP60	49.8	3.54	5.83	6.73
B5.0/40-XP65	55.5	3.8	6.1	7.9
B5.0/40-XP70	61.1	4.1	7.3	9.8
B6.0/20-XPB15	7.2	0.20	0.37	0.43
B6.0/20-XPB17	7.3	0.26	0.47	0.57
B6.0/20-XPB20	7.9	0.31	0.54	0.74
B6.0/20-XP25	8.6	0.53	1.23	1.15
B6.0/20-XP35	10.9	1.11	2.14	2.43
B6.0/40-XP40	43.6	1.45	2.5	4.52
B6.0/40-XP45	42.0	1.40	2.80	4.30
B6.0/40-XP50	47.5	2.97	3.81	5.42
B6.0/40-XP55	50.3	3.3	4.3	5.8
B6.0/40-XP60	54.3	3.54	5.83	6.73
B6.0/40-XP65	59.9	3.8	6.1	7.9
B6.0/40-XP70	65.6	4.1	7.3	9.8



Material Specifications

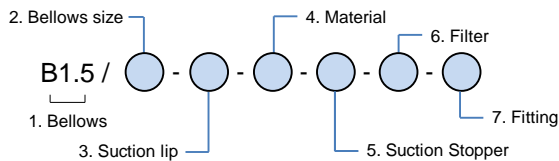
Material	Hardness Shore (°)	Color	Temperature (°C)
NBR (Nitrile)	60	Black	-20~110
S3 - Silicone	30	Translucent White	-70~200
S5 - Silicone	50	Red	-70~200
WS3 - White Silicone	30	Translucent White	-70~200
WS5 - White Silicone	50	Translucent White	-70~200
Urethane	60	Dark Grey	0~100

Material Resistance

Description	NBR (Nitrile)	Silicone	White Silicone	Urethane
Wear Resistance	Excellent	Good	Good	Excellent
Oil	Excellent	Poor	Poor	Excellent
Weather / Ozone	Fair	Excellent	Excellent	Excellent
Alcohol	Good	Good	Good	Fair
Acid	Fair	Poor	Poor	Poor



Build an Ordering No.





1. Bellow size	Description	Ordering No.
	Top bellows 1.5 folds	B1.5
	Top bellows 2.5 folds	B2.5
	Top bellows 1.5 folds + Middle bellows 2.5 folds	B4.0
	Top bellows 1.5 folds + Middle bellows 3.5 folds	B5.0
	Top bellows 2.5 folds + Middle bellows 3.5 folds	B6.0

2. Bellows size	Description	Ordering No.
	20mm bellows diameter: For XPB15 & XPB17 & XPB20 & XP25 & XP35	20
	40mm bellows diameter: For XP40 & XP45 & XP50 & XP55 & XP60 & XP65 & XP70	40

3. Suction lip	Description	Ordering No.
	XPB type lip, 15mm diameter	XPB15
	XPB type lip, 17mm diameter	XPB17
	XPB type lip, 20mm diameter	XPB20
	XP type lip, 25mm diameter	XP25
	XP type lip, 35mm diameter	XP35
	XP type lip, 40mm diameter	XP40
	XP type lip, 45mm diameter	XP45
	XP type lip, 50mm diameter	XP50
	XP type lip, 55mm diameter	XP55
	XP type lip, 60mm diameter	XP60
	XP type lip, 65mm diameter	XP65
XP type lip, 70mm diameter	XP70	

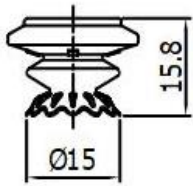
4. Material	Description	Ordering No.
	NBR (Nitrile), 60° hardness	N6
	Silicone, 30° hardness	S3
	Silicone, 50° hardness	S5
	White Silicone, 30° hardness	W3
	White Silicone, 50° hardness	W5
	White Silicone, 30° hardness (FDA)	W3(FDA)
	White Silicone, 50° hardness (FDA)	W5(FDA)
	Urethane, 60° hardness	U

5. Suction Stopper	Description	Ordering No.
	A type	A
	B type	B
	C type	C
	D type	D

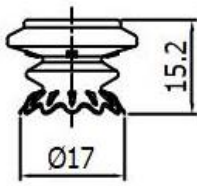
6. Filter	Description	Ordering No.
	No filter	Blank
	Filter (200mesh)	F2
7. Fitting	Description	Ordering No.
	Fitting, G1/8 female	18F
	Fitting, G1/4 female	14F
	Fitting, G1/8 male	18M
	Fitting, G1/4 male	14M
	Fitting, G3/8 male	38M
	Fitting, G3/8 female: Only for 60mm bellow diameter	38F



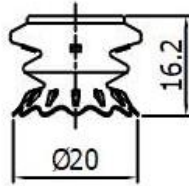
Dimension Data



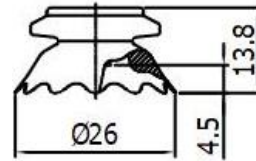
XPB15



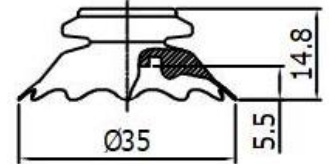
XPB17



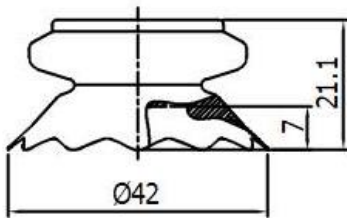
XPB20



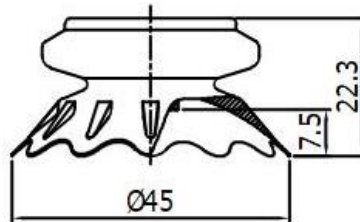
XP25



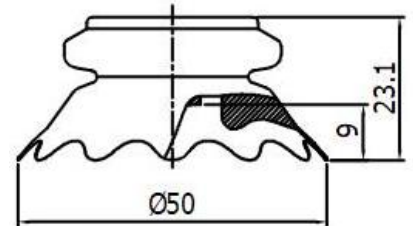
XP35



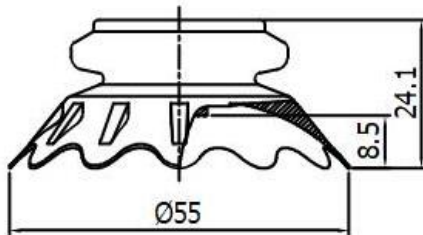
XP40



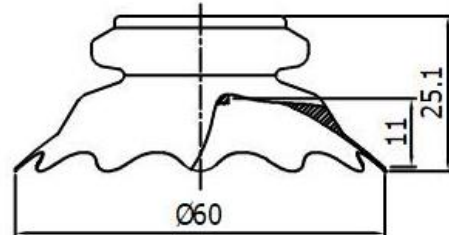
XP45



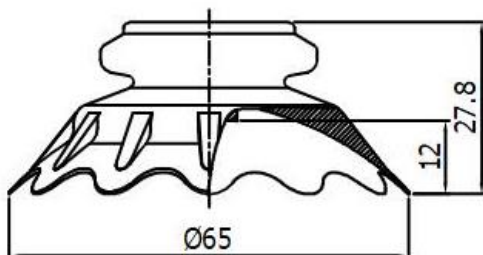
XP50



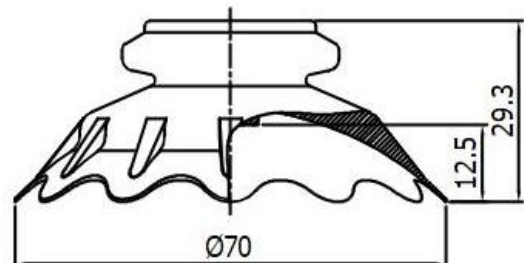
XP55



XP60



XP65



XP75

