



Solenoid valve 3/2 way N.C. Direct acting - NSF Certified

31AP1A1V15-T0

÷

31AP1A1V30-T0

PRESENTATION:

Direct acting S.V. for interception of fluids compatible with the construction materials.

Minimum operational pressure is not required.

The materials used and the tests carried out ensure maximum reliability and duration.

USE: Vending

PIPES: G 1/8

COIL: 8W - Ø 13
BDA - BSA 155°C (class F)
BDV 180°C (class H)

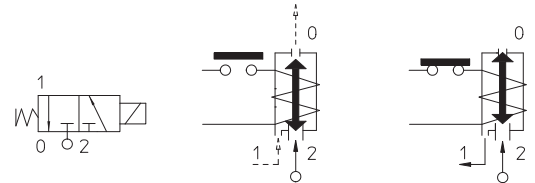
**COIL HOUSING AND COIL FORMER MATERIAL ARE
MADE BY 100% VIRGIN MATERIAL.**

Ambient temperature:

See coils catalogue page for its compatibility.



Gaskets	Temperature		Medium
V=FKM (fluoroelastomer)	- 10°C	+140°C	Water, air, steam



Max allowable pressure (PS) 16 bar - According to EN 60730-2-8 - Factor of safety for domestic applications equal to 5 times PS

Pipe ISO 228/1	Code	Max viscosity		Ø mm	Kv	Power	Pressure		
		cSt	°E		l/mn	watt	min	M.O.P.D	
				bar			AC bar	DC bar	
G 1/8	31AP1A1 V15-T0	12	~ 2	1,5*	1,1	8	0	15	15
	31AP1A1 V20-T0	37	~ 5	2*	1,8			10	10
	31AP1A1 V25-T0	53	~ 7	2,5*	2,5			6	6
	31AP1A1 V30-T0			3*	3,4			5	5

Max allowable pressure (PS) 25 bar - Safety factor for industrial application equal to 3 times PS

Pipe ISO 228/1	Code	Max viscosity		Ø mm	Kv l/mn	Power watt	Pressure		
		cSt	°E				min	M.O.P.D	
						bar	AC bar	DC bar	
G 1/8	31AP1A1 V15-T0	12	~ 2	1,5*	1,1	8	0	15	15
	31AP1A1 V20-T0	37	~ 5	2*	1,8			10	10
	31AP1A1 V25-T0	53	~ 7	2,5*	2,5			6	6
	31AP1A1 V30-T0			3*	3,4			5	5

Note

* 3rd way exhaust= Ø 2,5 mm | Max torque for fittings 1,5 Nm, coil nut assembly 2 Nm, armature tube 3 Nm; | Evaluate tightening torque for tapered fittings | Use the seal fittings compatible with the material of the body | Available with coil Ex nA | Available with coil Ex n | Available also version EPDM and NBR without NSF Approval | For application with steam, please consult our Technical Service | Available on request and with minimum quantities.

The "ODE" reserves the right to carry out technical and aesthetic modifications without prior notification.

MATERIALS:

Body	PPS
Armature tube	Stainless steel AISI series 300
Fixed core	Stainless steel AISI series 400
Plunger	Stainless steel AISI series 400
Phase displacement ring	Gold plated copper
Spring	Stainless steel AISI series 300
Seal	V=FKM
Orifice	PPS

On request:

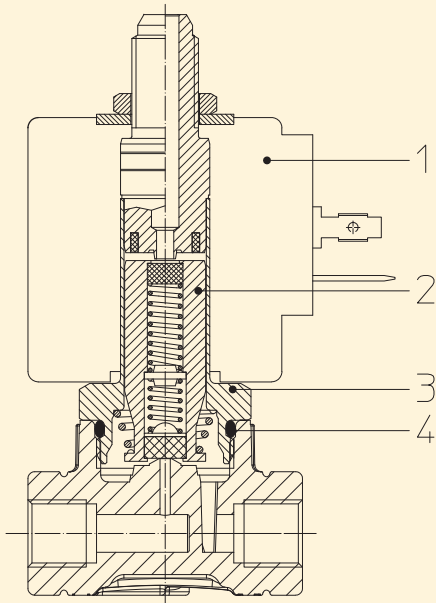
Connector	Pg 9 or Pg 11
Connector conformity	ISO 4400

FEATURES:

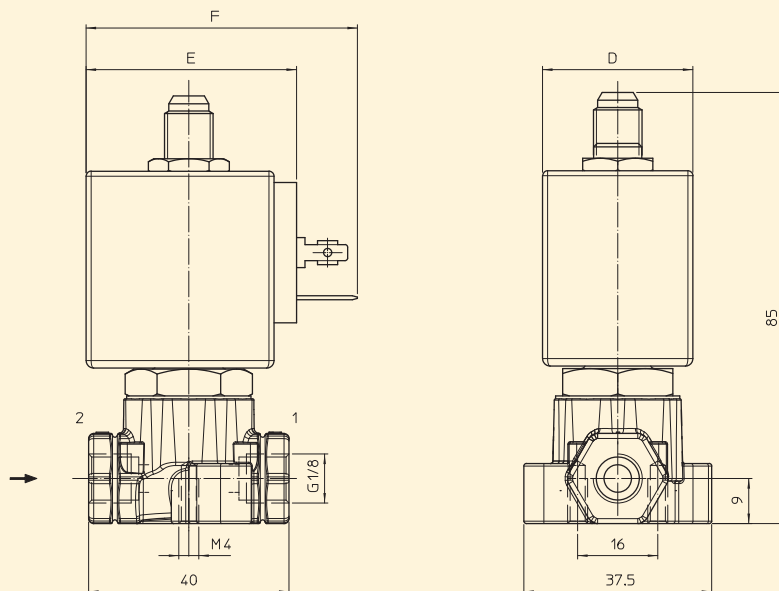
Electrical conformity	IEC 335
Protection degree	IP 65 EN 60529 (DIN 40050) with coil fitted by connector.

SPARE PARTS:

- 1. Coil:**
See coils list
- 2. Complete plunger:**
Code R453269/VX
- 3. Complete armature tube:**
Code R451830/D
- 4. Gasket O-Ring:**
Code R990000/VX



DIMENSIONS:



COIL TYPE	POWER ABSORPTION			DIMENSIONS		
	W ---	Hold VA ~	Inrush VA ~	D mm	E mm	F mm
B	8	14,5	25	30	42	54