

PS210 / PS220 / PS230

Features and Strengths

- One Body Structure (Magic Cup with Vacuum Generator)
- Stable performance even porous and leakage applications
- Excellent for irregular-surface product - ex) PCBs
- Various shape of suction lips, stopper and different material are available
- No clogging of vacuum pump nozzle by dust/ particles.



Specifications

Description	MODEL		
	PS210	PS220	PS230
Max. Vacuum level	-35 kPa	-65 kPa	-87 kPa
Open Vacuum flow	175 NI/min	174 NI/min	171 NI/min
Air consumption	197 NI/min	283 NI/min	350 NI/min
Feed pressure	3~7 bar	3~7 bar	3~7 bar
Temperature	-20 ~ 60 °c	-20 ~ 60 °c	-20 ~ 60 °c
Noise level	68 ~ 72 dBA	68 ~ 72 dBA	68 ~ 72 dBA
Weight	0.2Kg	0.22Kg	0.25Kg

Vacuum Flow

Model	Max. vacuum (-kPa)	Air Consumption (NI/min)	Feed Pressure (bar)	Vacuum flow (NI/min) at different vacuum levels (-kPa)							
				0	5	10	15	20	25	30	35
PS210	11	106	3	115	93	5	-	-	-	-	-
	18	123	4	137	128	90	30	-	-	-	-
	26	152	5	160	155	125	87	51	8	-	-
	35	175	6	175	175	143	117	86	60	27	-

Model	Max. vacuum (-kPa)	Air Consumption (NI/min)	Feed Pressure (bar)	Vacuum flow (NI/min) at different vacuum levels (-kPa)							
				0	10	20	30	40	50	60	70
PS220	17	135	3	112	78	-	-	-	-	-	-
	28	172	4	131	101	58	-	-	-	-	-
	43	209	5	142	112	79	50	-	-	-	-
	65	245	6	162	140	103	76	47	27	6	-

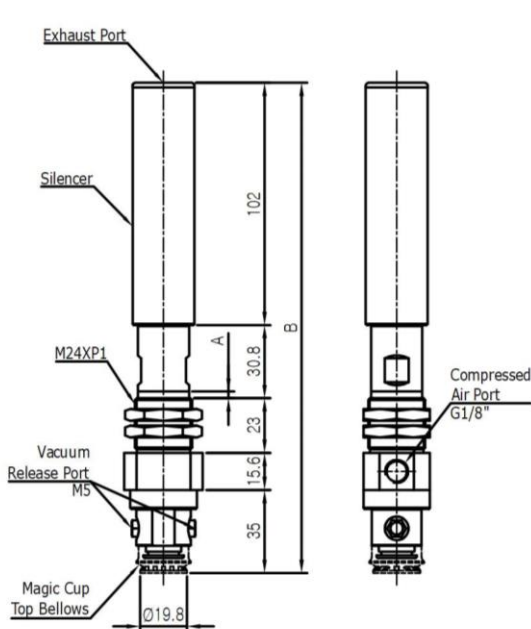


Vacuum Flow

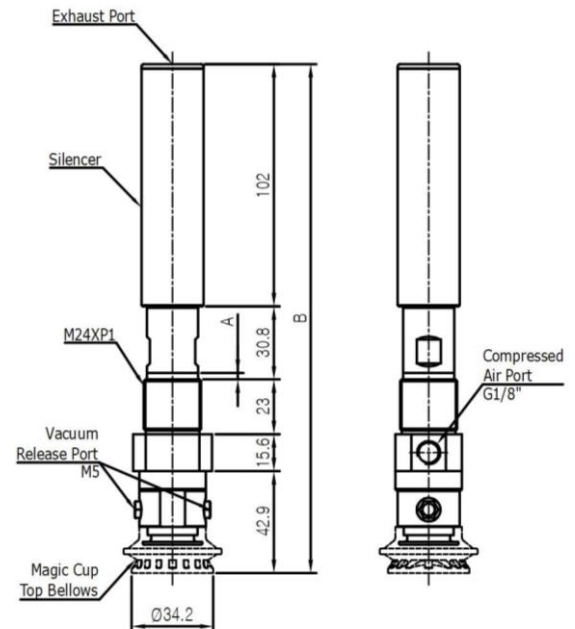
Model	Max. vacuum (-kPa)	Air Consumption (NI/min)	Feed Pressure (bar)	Vacuum flow (NI/min) at different vacuum levels (-kPa)									
				0	10	20	30	40	50	60	70	80	90
PS230	58	233	3	155	137	101	72	36	7	-	-	-	-
	77	293	4	165	150	119	97	71	54	35	15	-	-
	87	355	5	155	145	127	111	98	83	54	29	13	-
	87	407	6	155	138	119	110	82	74	42	28	9	-

Dimensions

[Unit : mm]



PS2...-1B20



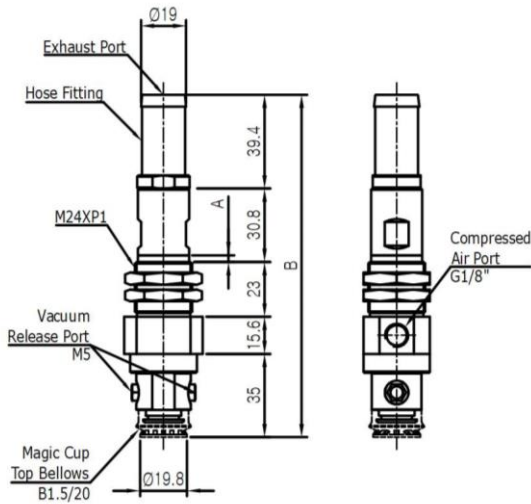
PS2...-1B40

Model	A	B	Model	A	B
PS210...-1B20	2.8	206.4	PS210...-1B40	2.8	214.3
PS220...-1B20	3	206.6	PS220...-1B40	3	214.5
PS230...-1B20	3.2	206.8	PS230...-1B40	3.2	214.7

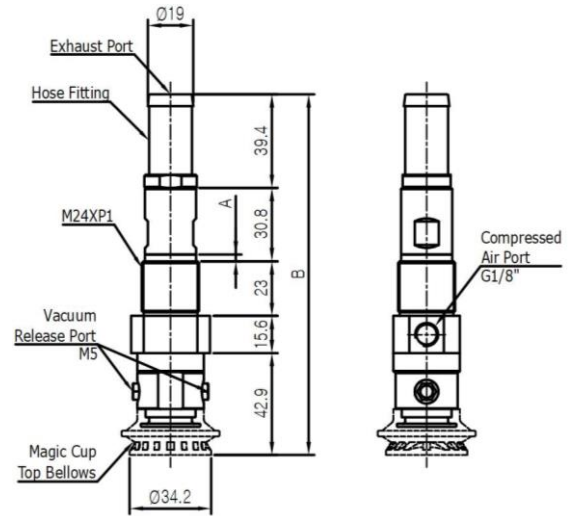


Dimensions

[Unit : mm]



PS2...-E1-1B20

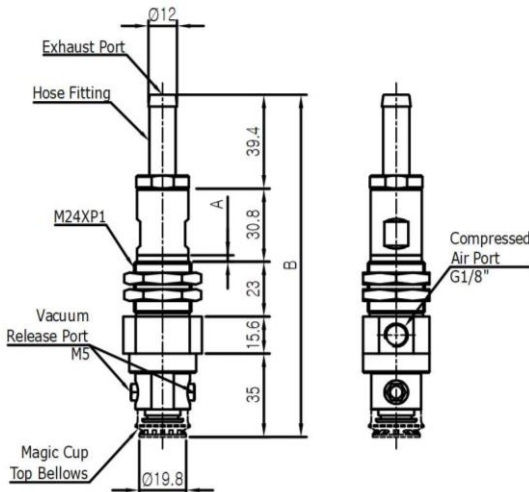


PS2...-E1-1B40

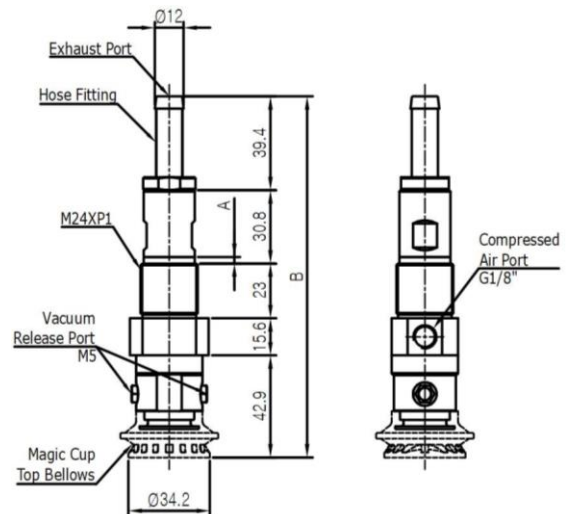
Model	A	B	Model	A	B
PS210...-E1-1B20	2.8	143.8	PS210...-E1-1B40	2.8	151.7
PS220...-E1-1B20	3	144	PS220...-E1-1B40	3	151.9
PS230...-E1-1B20	3.2	144.2	PS230...-E1-1B40	3.2	152.1

Dimensions

[Unit : mm]



PS2...-E2-1B20

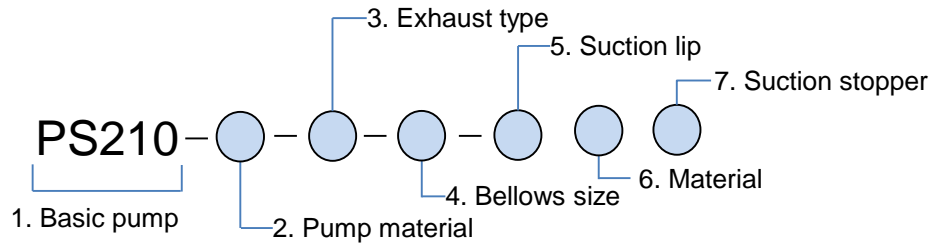


PS2...-E2-1B40

Model	A	B	Model	A	B
PS210...-E2-1B20	2.8	143.8	PS210...-E2-1B40	2.8	151.7
PS220...-E2-1B20	3	144	PS220...-E2-1B40	3	151.9
PS230...-E2-1B20	3.2	144.2	PS230...-E2-1B40	3.2	152.1



Build an Ordering No.



1. Basic pump	Description	Symbol
	Premium Vacuum speeder PS210 series, Spacer color Blue	PS210
	Premium Vacuum speeder PS220 series, Spacer color Black	PS220
	Premium Vacuum speeder PS230 series, Spacer color Red	PS230
2. Pump material	Description	Symbol
	Aluminum	Blank
	Stainless	S
3. Exhaust type	Description	Symbol
	Silencer	Blank
	Hose Nipple (I.D. Ø19)	E1
	Hose Nipple (I.D. Ø12)	E2
4. Bellows size	Description	Symbol
	Top bellows 1.5 folds 20mm bellows diameter	1B20
	Top bellows 2.5 folds 20mm bellows diameter	2B20
	Top bellows 1.5 folds 40mm bellows diameter	1B40
	Top bellows 2.5 folds 40mm bellows diameter	2B40
5. Suction lip	Description	Symbol
	"XB" suction lip, 12mm diameter	XB12
	"XB" suction lip, 15mm diameter	XB15
	"XB" suction lip, 17mm diameter	XB17
	"XB" suction lip, 20mm diameter	XB20
	"X" suction lip, 25mm diameter	X25
	"X" suction lip, 30mm diameter	X30
	"X" suction lip, 40mm diameter	X40
	"X" suction lip, 45mm diameter	X45
	"X" suction lip, 50mm diameter	X50
	"X" suction lip, 55mm diameter	X55
	"U" suction lip, 25mm diameter	U25
	"U" suction lip, 30mm diameter	U30
	"U" suction lip, 45mm diameter	U45
	"U" suction lip, 55mm diameter	U55
	"PB" suction lip, 12mm diameter	PB12
	"P" suction lip, 15mm diameter	P15
	"P" suction lip, 17mm diameter	P17
	"P" suction lip, 20mm diameter	P20
	"P" suction lip, 27mm diameter	P27
	"P" suction lip, 32mm diameter	P32
	"P" suction lip, 40mm diameter	P40
	"P" suction lip, 45mm diameter	P45
	"P" suction lip, 48mm diameter	P48
	"P" suction lip, 52mm diameter	P52
	"P" suction lip, 56mm diameter	P56
	"P" suction lip, 60mm diameter	P60



Build an Ordering No.

	"XPB" suction lip, 15mm diameter	XPB15
	"XPB" suction lip, 17mm diameter	XPB17
	"XPB" suction lip, 20mm diameter	XPB20
	"XP" suction lip, 25mm diameter	XP25
	"XP" suction lip, 35mm diameter	XP35
	"XP" suction lip, 45mm diameter	XP45
	"XP" suction lip, 50mm diameter	XP50
	"XP" suction lip, 55mm diameter	XP55
	"XP" suction lip, 60mm diameter	XP60
	"XP" suction lip, 65mm diameter	XP65
	"XP" suction lip, 70mm diameter	XP70
	"F" suction lip, 25mm diameter	F25
	"F" suction lip, 30mm diameter	F30
	"F" suction lip, 45mm diameter	F45
	"F" suction lip, 55mm diameter	F55
	"DD4030" suction lip, inner lip 30mm dia, outer lip 41mm dia	DD4030
	"MBU" suction lip, 17mm diameter	MBU17
	"MBU" suction lip, 23mm diameter	MBU23
	"MBU" suction lip, 27mm diameter	MBU27
	"MD" suction lip, 22mm diameter	MD22
	"MBL" suction lip, 20mm diameter	MBL20
	"MBL" suction lip, 40mm diameter	MBL40
	"S" suction lip, 30mm diameter	S30
	"S" suction lip, 50mm diameter	S50
	"MU" suction lip, 45mm diameter	MU45
	"MU" suction lip, 55mm diameter	MU55
	"MF" suction lip, 45mm diameter	MF45
	"MF" suction lip, 55mm diameter	MF55

6. Material	Description	Symbol
	NBR (Nitrile), 60° hardness	N6
	Silicone, 30° hardness	S3
	Silicone, 50° hardness	S5
	White Silicone, 30° hardness	WS3
	White Silicone, 50° hardness	WS5
	White Silicone, 30° hardness (FDA)	W3(FDA)
	White Silicone, 50° hardness (FDA)	W5(FDA)
	Urethane, 60° hardness	U6
	Dark Blue silicone, 30° hardness	G3
	Dark Blue silicone, 50° hardness	G5
	Dark Blue silicone, 30° hardness (FDA)	G3(FDA)
	Dark Blue silicone, 50° hardness (FDA)	G5(FDA)
	Polyurethane: For "X" "U" & "F" Lip	PU
	Insert NBR, Lip EPDM: For "S" Lip	NE

7. Suction stopper	Description	Symbol
	"A" type: For "X, XP" Lip	A
	"B" type: For "X, XP, U, F" Lip	B
	"C" type: For "X, XP, U, F Lip	C
	"D" type: For "X, XP, U, F, MBU, DD, MD"	D
	"F" type: For "S" Lip	F
	"G" type: For "MU, MF" Lip	G



Spare Parts – Silencer

Part No.	Description	Weight (g)
VTS-38L	Free flow silencer, G3/8 for Premium Speeder	29.7

Spare Parts – Bellows

Part No.	Description
TB1.5/20	Top bellows 1.5 folds
TB1.5/40	Top bellows 1.5 folds
TB2.5/20	Top bellows 2.5 folds
TB2.5/40	Top bellows 2.5 folds

Spare Parts – Suction Stoppers

Part No.	Description	Part No.	Description
MS20-A	Stopper A type	MS40-A	Stopper A type
MS20-B	Stopper B type	MS40-B	Stopper B type
MS20-C	Stopper C type	MS40-C	Stopper C type
MS20-D	Stopper D type	MS40-D	Stopper D type
MS20-F	Stopper F type	MS40-F	Stopper F type
MS20-G	Stopper G type	MS40-G	Stopper G type

Spare Parts – Suction Lips.

Part No.	Description
Refer to Magic Cup or Magic Gripper Catalog.	

