

general information	
ambient temperature	- 10°C to + 50°C
response time	6- 15 ms
mounting	in any position
standard seal materials*	NBR, FPM, EPDM*
dimensions	see page 2/3
coil data	see page 3/3
connector data	see page 3/3
order code	see page 3/3



2/2 NC, 2/2 NO, 3/2 NC and 3/2 NO mixed mountable with common inlet

* other seal materials on request

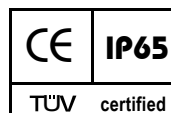
function	symbol	orifice mm	*Kv	pressure range (bar)			nominal power			TABLE A main code	
				min.	max. DC	max. AC	Watt DC	V.A. inr.	AC hol.	DC	AC
2/2 normally closed (NC) 		1.2	0.5	0	10	10	5	9	7.5	N2S612	N2S112
		1.6	1.1	0	7	7	5	9	7.5	N2S616	N2S116
		2.0	1.5	0	5	5	5	9	7.5	N2S620	N2S120
		2.4	2.0	0	4	4	5	9	7.5	N2S624	N2S124
2/2 normally open (NO) 		1.2	0.5	0	13	13	5	9	7.5	N6S712	N6S212
		1.6	1.1	0	10	10	5	9	7.5	N6S716	N6S216
		2.0	1.5	0	7	7	5	9	7.5	N6S720	N6S220
		2.4	2.0	0	5	5	5	9	7.5	N6S724	N6S224

*l/min. of water with ΔP of 1 bar

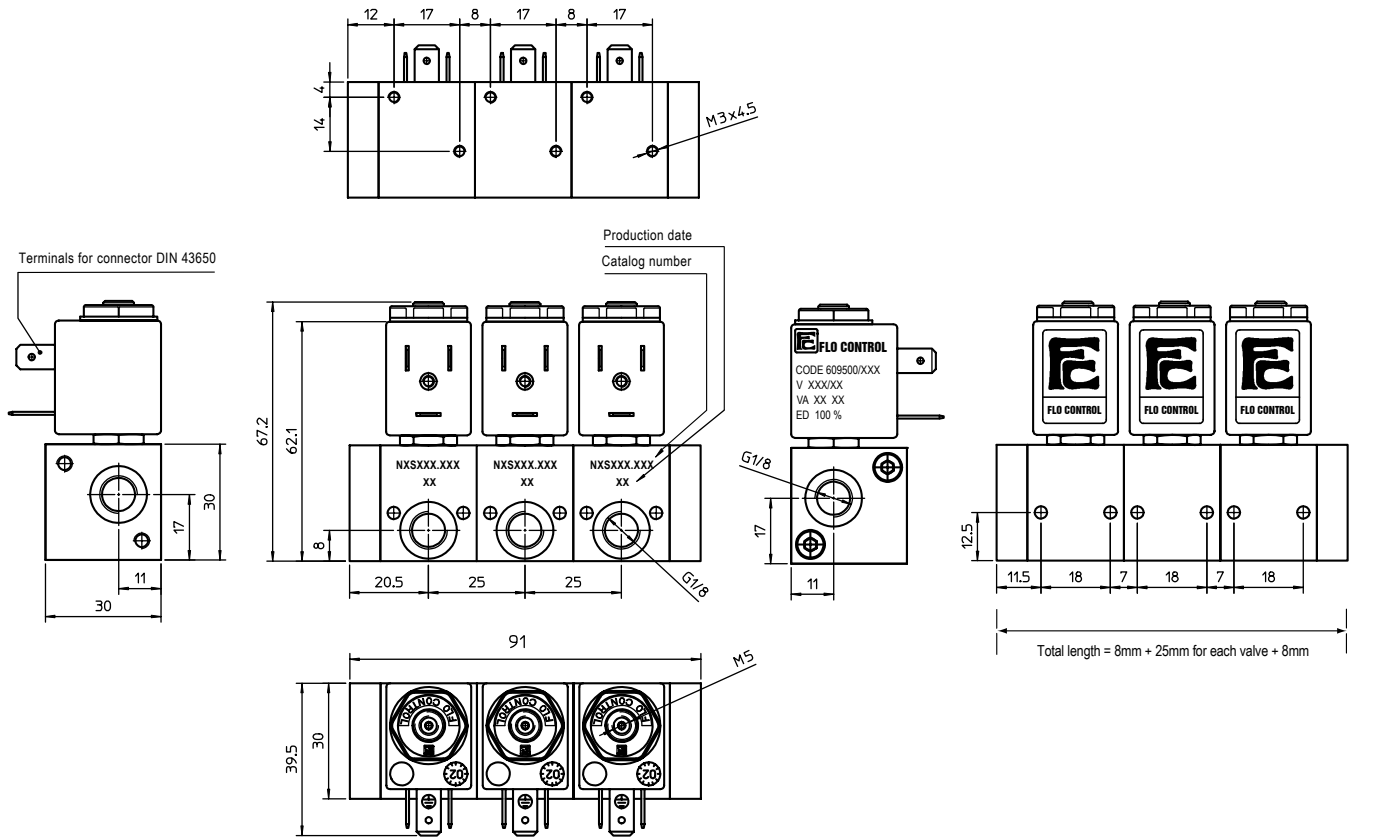
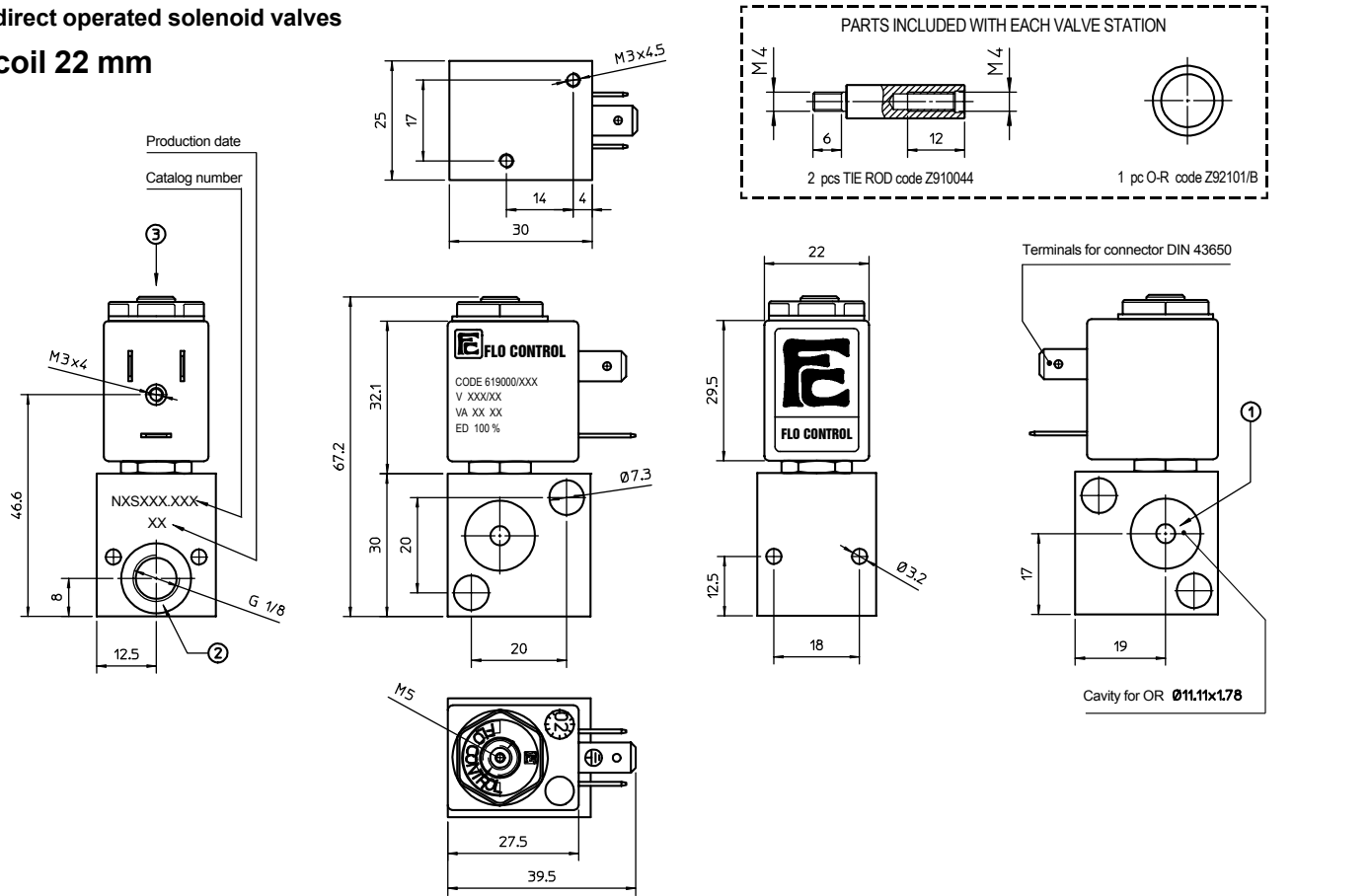
function	symbol	orifice mm	*Kv	pressure range (bar)			nominal power			TABLE A main code	
				min.	max. DC	max. AC	Watt DC	V.A. inr.	AC hol.	DC	AC
3/2 normally closed (NC) 		1.2	0.5	0	10	10	5	9	7.5	N3S612	N3S112
		1.6	1.1	0	7	7	5	9	7.5	N3S616	N3S116
		2.0	1.5	0	5	-	5	-	-	N3S620	-
		2.4	2.0	0	4	-	5	-	-	N3S624	-
3/2 normally open (NO) 		1.2	0.5	0	13	13	5	9	7.5	N7S712	N7S212
		1.6	1.1	0	10	10	5	9	7.5	N7S716	N7S216

*l/min. of water with ΔP of 1 bar

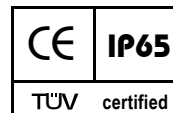
FLO CONTROL
Solenoid Valves



direct operated solenoid valves
coil 22 mm



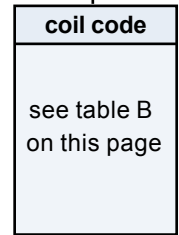
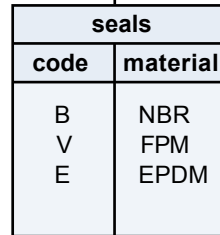
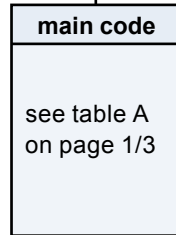
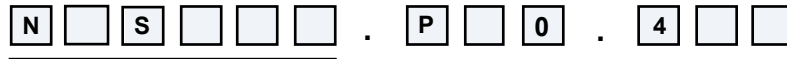
FLO CONTROL
Solenoid Valves



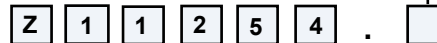
direct operated solenoid valves

coil 22 mm

order code valve station



order code mounting kit (one per complete system) :
(2x G1/8 end plates)



coil code	TABLE B			
	*voltages	code		
		~ 50 Hz	~ 60 Hz	= DC
6	-	-	461	
12	-	-	466	
24	411	444	471	
48	416	-	476	
110	421	-	481	
115	-	453	-	
220	431	-	491	
230	457	459	-	

coil specification	
wire insulation	class H180° C
encapsulation	class F155° C
encapsulation mat.	nylon
energising duration	100% at +20° C ambient
voltage tolerance	- 10% to +15% of nominal voltage
power consumption	AC 7,5 VA - DC 5 Watt
electrical connection	DIN 43650/B (2P+ earth)
cable connection	Pg 9 (for cable dia. 6-8mm)
protection class	IP 65 (with connector)

* other voltages and wattages on request

connector (not included, must be ordered separately)

code	Z10030
------	--------

FLO CONTROL
Solenoid Valves

