



DD type – Without efficiency valve

Features and Strengths

Excellent for irregular curved surface and rough surface
Dual lip structure to increase safety caused by lip worn and torn

Examples of use

Food (Fruits), Eggs, Plastic products, Plastic bags



Recommended Lifting Force (Max.)

| Model | Volume (cm ³) | Lifting Force (Kg) - Perpendicular (Inner / Outer lip) | | |
|----------------|---------------------------|--|-----------|-------------|
| | | - 20 kPa | - 60 kPa | - 90 kPa |
| B1.5/40-DD4030 | 17.36 | 1.07 / 1.84 | 2.1 / 3.8 | 2.76 / 4.79 |
| B2.5/40-DD4030 | 24.76 | 1.07 / 1.84 | 2.1 / 3.8 | 2.76 / 4.79 |
| B4.0/40-DD4030 | 30.56 | 1.07 / 1.84 | 2.1 / 3.8 | 2.76 / 4.79 |
| B5.0/40-DD4030 | 37.36 | 1.07 / 1.84 | 2.1 / 3.8 | 2.76 / 4.79 |
| B6.0/40-DD4030 | 44.66 | 1.07 / 1.84 | 2.1 / 3.8 | 2.76 / 4.79 |



I Material Specifications

| Material | Hardness Shore (°) | Color | Temperature (°C) |
|-------------------------------|--------------------|-------------------|------------------|
| N6 - NBR (Nitrile) | 60 | Blue | -20~110 |
| S3 - Silicone | 30 | Translucent White | -70~200 |
| S5 - Silicone | 50 | Red | -70~200 |
| W3 - White Silicone | 30 | Translucent White | -70~200 |
| W5 - White Silicone | 50 | Translucent White | -70~200 |
| W3(FDA) - White Silicone(FDA) | 30 | Translucent White | -70~200 |
| W5(FDA) - White Silicone(FDA) | 50 | Translucent White | -70~200 |
| U6 - Urethane | 60 | Dark Grey | 0~100 |

* The temperature data is only for suction lip. Please contact us if it is used in over 60°C

** For additional materials, please contact us

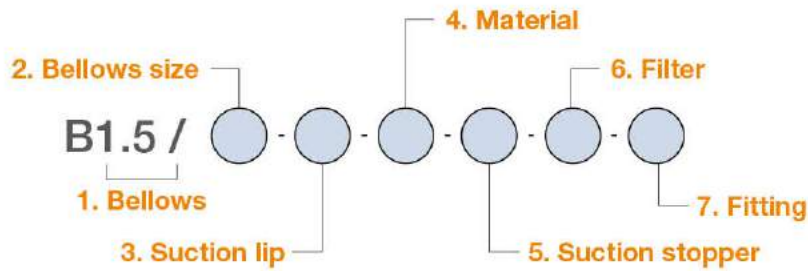
I Material Resistance

| Description | NBR (Nitrile) | Silicone | White Silicone | Urethane |
|-----------------|---------------|-----------|----------------|-----------|
| Wear Resistance | Excellent | Good | Good | Excellent |
| Oil | Excellent | Poor | Poor | Excellent |
| Weather / Ozone | Fair | Excellent | Excellent | Excellent |
| Alcohol | Good | Good | Good | Fair |
| Acid | Fair | Poor | Poor | Poor |

SUCTION CUPS / Magic suction cup



Build an Ordering No.



| 1. Bellows | Description | Symbol |
|--------------------|---|---------|
| | Top bellows 1.5 folds | B1.5 |
| | Top bellows 2.5 folds | B2.5 |
| | Top bellows 1.5 folds + Middle bellows 2.5 folds | B4.0 |
| | Top bellows 1.5 folds + Middle bellows 3.5 folds | B5.0 |
| | Top bellows 2.5 folds + Middle bellows 3.5 folds | B6.0 |
| 2. Bellows size | Description | Symbol |
| | 40mm bellows diameter | 40 |
| 3. Suction lip | Description | Symbol |
| | DD type lip, inner lip 30mm diameter, outer lip 41mm diameter | DD4030 |
| 4. Material | Description | Symbol |
| | NBR (Nitrile), 60° hardness | N6 |
| | Silicone, 30° hardness | S3 |
| | Silicone, 50° hardness | S5 |
| | White Silicone, 30° hardness | W3 |
| | White Silicone, 50° hardness | W5 |
| | White Silicone, 30° hardness (FDA) | W3(FDA) |
| | White Silicone, 50° hardness (FDA) | W5(FDA) |
| | Urethane, 60° hardness | U6 |
| 5. Suction stopper | Description | Symbol |
| | D type | D |
| 6. Filter | Description | Symbol |
| | No filter | Blank |
| | Mesh disk filter (200mesh) | F2 |
| 7. Fitting | Description | Symbol |
| | Fitting, G1/8 female | 18F |
| | Fitting, G1/4 female | 14F |
| | Fitting, G1/8 male | 18M |
| | Fitting, G1/4 male | 14M |
| | Fitting, G3/8 male | 38M |

Spare Parts – Top Bellows

| Part No. | Description |
|----------|---|
| TB1.5/40 | Top bellows 1.5 folds for DD4030 without efficiency valve |
| TB2.5/40 | Top bellows 2.5 folds for DD4030 without efficiency valve |



I Spare Parts – Middle Bellows

| Part No. | Description | Part No. | Description |
|----------|-------------------------------------|----------|-------------------------------------|
| MB2.5/40 | Middle bellows 2.5 folds for DD4030 | MB3.5/40 | Middle bellows 3.5 folds for DD4030 |

I Spare Parts – Suction Stoppers

| Part No. | Description |
|----------|---------------------------|
| MS40-D | Stopper D type for DD4030 |

I Spare Parts – Filters

| Part No. | Description |
|----------|--|
| VTFE40 | Mesh disk filter (200mesh) for 40mm bellows diameter |

I Spare Parts – Suction Lips

| Part No. | Description |
|-----------------|--|
| DD4030-N6 | DD type - inner lip 30mm diameter, outer lip 41mm diameter, NBR, 60° hardness |
| DD4030-S3 | DD type - inner lip 30mm diameter, outer lip 41mm diameter, Silicone, 30° hardness |
| DD4030-S5 | DD type - inner lip 30mm diameter, outer lip 41mm diameter, Silicone, 50° hardness |
| DD4030-W3 | DD type - inner lip 30mm diameter, outer lip 41mm diameter, White Silicone, 30° hardness |
| DD4030-W5 | DD type - inner lip 30mm diameter, outer lip 41mm diameter, White Silicone, 50° hardness |
| DD4030-W3(FDA) | DD type - inner lip 30mm diameter, outer lip 41mm diameter, White Silicone, 30° hardness (FDA) |
| DD4030-W5 (FDA) | DD type - inner lip 30mm diameter, outer lip 41mm diameter, White Silicone, 50° hardness (FDA) |
| DD4030-U6 | DD type - inner lip 30mm diameter, outer lip 41mm diameter, Urethane, 60° hardness |

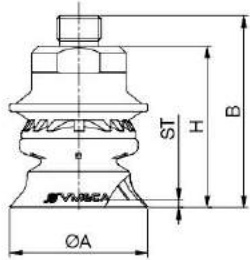
I Spare Parts – Fittings

| Part No. (Code No.) | Fitting size | Description |
|---------------------|--------------|--|
| 350 003 1102 | 18F | Fitting, G1/8 female for 40mm bellows diameter |
| 350 003 1502 | 14F | Fitting, G1/4 female for 40mm bellows diameter |
| 350 003 1202 | 18M | Fitting, G1/8 male for 40mm bellows diameter |
| 350 003 1302 | 14M | Fitting, G1/4 male for 40mm bellows diameter |
| 350 003 1402 | 38M | Fitting, G3/8 male for 40mm bellows diameter |

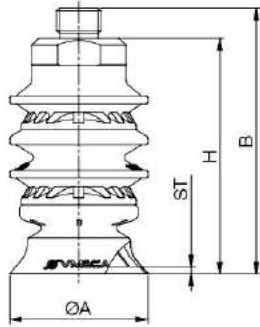
SUCTION CUPS / Magic suction cup



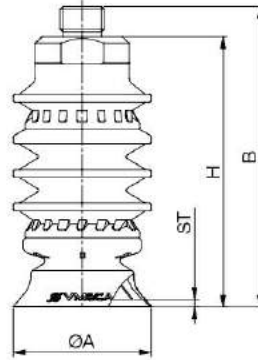
Dimensional Data



[B1.5 / 20 & 40 & 60 series]



[B4.0 / 20 & 40 & 60 series]



[B5.0 / 20 & 40 & 60 series]

Fitting

18F

18M

14F

14M

38M

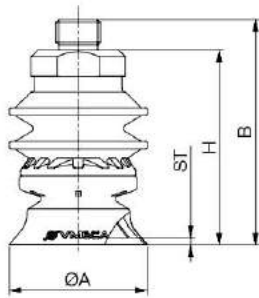
[Unit : mm]

| Model | A | A' | G | H* | B* |
|----------------|----|----|--|------|------|
| B1.5/40-DD4030 | 41 | 30 | Female thread : 1/4", 1/8" Male thread : 1/4", 1/8", 3/8" | 47.9 | 56.9 |
| B4.0/40-DD4030 | 41 | 30 | | 70.3 | 79.3 |
| B5.0/40-DD4030 | 41 | 30 | | 80.2 | 89.2 |

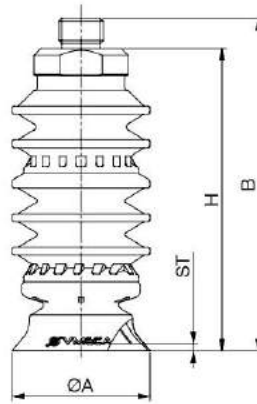
* Dimension "H" and "B" is measured with 14M fitting option



Dimensional Data



[B2.5 / 20 & 40 & 60 series]



[B6.0 / 20 & 40 & 60 series]

| Fitting |
|---------|
| 18F |
| 18M |
| 14F |
| 14M |
| 38M |

[Unit : mm]

| Model | A | A' | G | H* | B* |
|----------------|----|----|--|------|------|
| B2.5/40-DD4030 | 41 | 30 | Female thread : 1/4", 1/8" Male thread : 1/4", 1/8", 3/8" | 57.9 | 66.9 |
| B6.0/40-DD4030 | 41 | 30 | | 90.2 | 99.2 |

* Dimension "H" and "B" is measured with 14M fitting option

DD type – With efficiency valve (EB type)

Features and Strengths

Excellent for irregular curved surface and rough surface
Dual lip structure to increase safety caused by lip worn and torn

Examples of use

Food (Fruits), Eggs, Plastic products, Plastic bags



Recommended Lifting Force (Max.)

| Model | Volume (cm ³) | Lifting Force (Kg) - Perpendicular (Inner / Outer lip) | | |
|-----------------|---------------------------|--|-----------|-------------|
| | | - 20 kPa | - 60 kPa | - 90 kPa |
| EB1.5/40-DD4030 | 18.36 | 1.07 / 1.84 | 2.1 / 3.8 | 2.76 / 4.79 |
| EB4.0/40-DD4030 | 31.90 | 1.07 / 1.84 | 2.1 / 3.8 | 2.76 / 4.79 |
| EB5.0/40-DD4030 | 38.38 | 1.07 / 1.84 | 2.1 / 3.8 | 2.76 / 4.79 |



I Material Specifications

| Material | Hardness Shore (°) | Color | Temperature (°C) |
|-------------------------------|--------------------|-------------------|------------------|
| N6 - NBR (Nitrile) | 60 | Blue | -20~110 |
| S3 - Silicone | 30 | Translucent White | -70~200 |
| S5 - Silicone | 50 | Red | -70~200 |
| W3 - White Silicone | 30 | Translucent White | -70~200 |
| W5 - White Silicone | 50 | Translucent White | -70~200 |
| W3(FDA) - White Silicone(FDA) | 30 | Translucent White | -70~200 |
| W5(FDA) - White Silicone(FDA) | 50 | Translucent White | -70~200 |
| U6 - Urethane | 60 | Dark Grey | 0~100 |

* The temperature data is only for suction lip. Please contact us if it is used in over 60°C

** For additional materials, please contact us

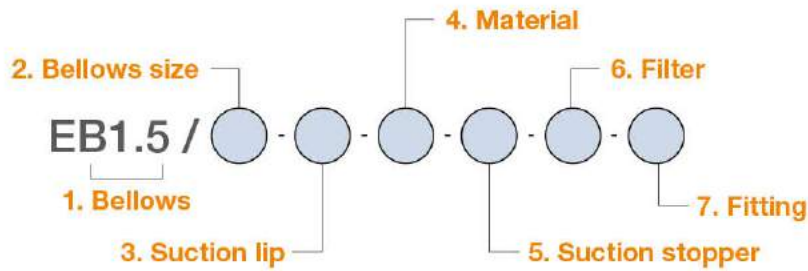
I Material Resistance







| Description | NBR (Nitrile) | Silicone | White Silicone | Urethane |
|-----------------|---------------|-----------|----------------|-----------|
| Wear Resistance | Excellent | Good | Good | Excellent |
| Oil | Excellent | Poor | Poor | Excellent |
| Weather / Ozone | Fair | Excellent | Excellent | Excellent |
| Alcohol | Good | Good | Good | Fair |
| Acid | Fair | Poor | Poor | Poor |

SUCTION CUPS / Magic suction cup



Build an Ordering No.



| 1. Bellows | Description | Symbol |
|---|--|---------|
|  | Top bellows 1.5 folds with efficiency valve | EB1.5 |
| | Top bellows 1.5 folds with efficiency valve + Middle bellows 2.5 folds | EB4.0 |
| | Top bellows 1.5 folds with efficiency valve + Middle bellows 3.5 folds | EB5.0 |
| 2. Bellows size | Description | Symbol |
|  | 40mm bellows diameter | 40 |
| 3. Suction lip | Description | Symbol |
|  | DD type lip, inner lip 30mm diameter, outer lip 41mm diameter | DD4030 |
| 4. Material | Description | Symbol |
| | NBR (Nitrile), 60° hardness | N6 |
| | Silicone, 30° hardness | S3 |
| | Silicone, 50° hardness | S5 |
| | White Silicone, 30° hardness | W3 |
| | White Silicone, 50° hardness | W5 |
| | White Silicone, 30° hardness (FDA) | W3(FDA) |
| | White Silicone, 50° hardness (FDA) | W5(FDA) |
| | Urethane, 60° hardness | U6 |
| 5. Suction stopper | Description | Symbol |
|  | D type | D |
| 6. Filter | Description | Symbol |
|  | No filter | Blank |
| | Mesh disk filter (200mesh) | F2 |
| 7. Fitting | Description | Symbol |
|  | Fitting, G1/8 female | 18F |
| | Fitting, G1/4 female | 14F |
| | Fitting, G1/8 male | 18M |
| | Fitting, G1/4 male | 14M |
| | Fitting, G3/8 male | 38M |

Spare Parts – Top Bellows

| Part No. | Description |
|----------|--|
| EB1.5/40 | Top bellows 1.5 folds for DD4030 with efficiency valve |



I Spare Parts – Middle Bellows

| Part No. | Description | Part No. | Description |
|----------|-------------------------------------|----------|-------------------------------------|
| MB2.5/40 | Middle bellows 2.5 folds for DD4030 | MB3.5/40 | Middle bellows 3.5 folds for DD4030 |

I Spare Parts – Suction Stoppers

| Part No. | Description |
|----------|---------------------------|
| MS40-D | Stopper D type for DD4030 |

I Spare Parts – Filters

| Part No. | Description |
|----------|--|
| VTFE40 | Mesh disk filter (200mesh) for 40mm bellows diameter |

I Spare Parts – Suction Lips

| Part No. | Description |
|-----------------|---|
| DD4030-N6 | DD type - inner lip 30mm diameter, outer lip 41 mm diameter, NBR, 60° hardness |
| DD4030-S3 | DD type - inner lip 30mm diameter, outer lip 41 mm diameter, Silicone, 30° hardness |
| DD4030-S5 | DD type - inner lip 30mm diameter, outer lip 41 mm diameter, Silicone, 50° hardness |
| DD4030-W3 | DD type - inner lip 30mm diameter, outer lip 41 mm diameter, White Silicone, 30° hardness |
| DD4030-W5 | DD type - inner lip 30mm diameter, outer lip 41 mm diameter, White Silicone, 50° hardness |
| DD4030-W3(FDA) | DD type - inner lip 30mm diameter, outer lip 41 mm diameter, White Silicone, 30° hardness (FDA) |
| DD4030-W5 (FDA) | DD type - inner lip 30mm diameter, outer lip 41 mm diameter, White Silicone, 50° hardness (FDA) |
| DD4030-U6 | DD type - inner lip 30mm diameter, outer lip 41 mm diameter, Urethane, 60° hardness |

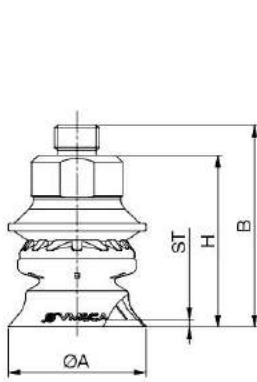
I Spare Parts – Fittings

| Part No. (Code No.) | Fitting size | Description |
|---------------------|--------------|---|
| 350 006 1102 | 18F | EB type, G1/8 female for 40mm bellow diameter |
| 350 006 1502 | 14F | EB type, G1/4 female for 40mm bellow diameter |
| 350 006 1202 | 18M | EB type, G1/8 male for 40mm bellow diameter |
| 350 006 1302 | 14M | EB type, G1/4 male for 40mm bellow diameter |
| 350 006 1402 | 38M | EB type, G3/8 male for 40mm bellow diameter |

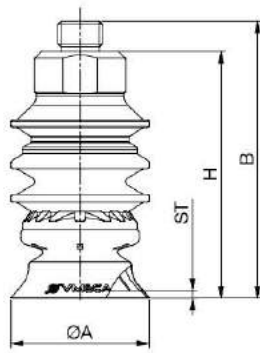
SUCTION CUPS / Magic suction cup



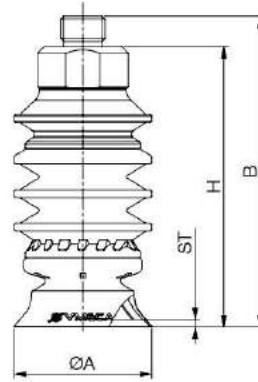
Dimensional Data



[EB1.5 / 20 & 40 series]



[EB4.0 / 20 & 40 series]



[EB5.0 / 20 & 40 series]

| Fitting |
|---------|
| 18F |
| 18M |
| 14F |
| 14M |
| 38M |

[Unit : mm]

| Model | A | A' | G | H* | B* |
|-----------------|----|----|-------------------------------|-----------------------------------|------|
| EB1.5/40-DD4030 | 41 | 30 | Female thread : 1/4", 1/8" | 51.0 | 60.0 |
| EB4.0/40-DD4030 | 41 | 30 | | Male thread : 1/4", 1/8", 3/8" | 73.4 |
| EB5.0/40-DD4030 | 41 | 30 | | 83.4 | 92.4 |

* Dimension "H" and "B" is measured with 14M fitting option

